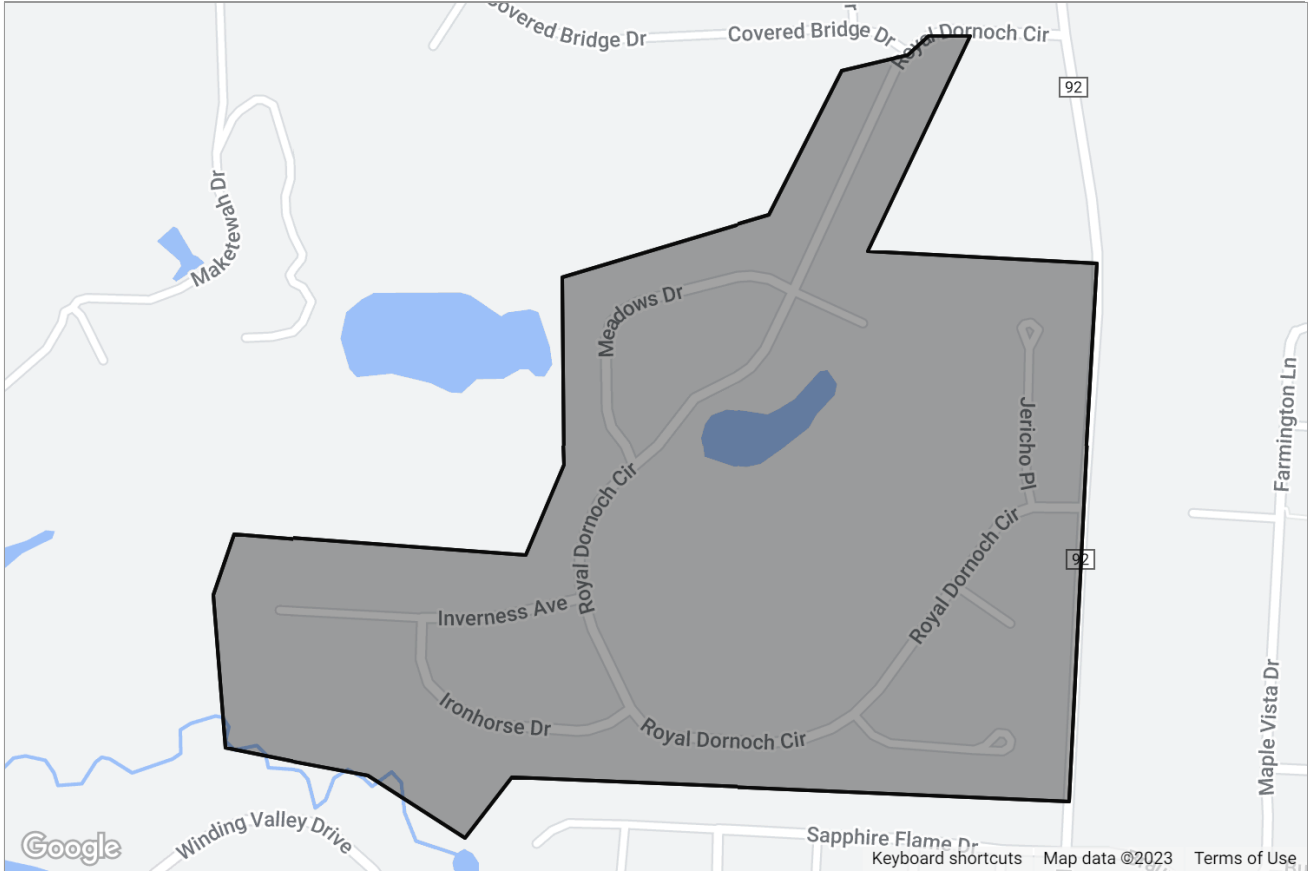


MARKET ACTIVITY REPORT

Dornoch Estates in Delaware County, OH



Presented by
Nathan Schivley | Realtor
Ohio Real Estate License: 2021001542

CENTURY 21
Excellence Realty

Work: (614) 398-1555 | Fax: (419) 738-5882

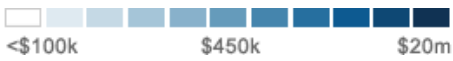
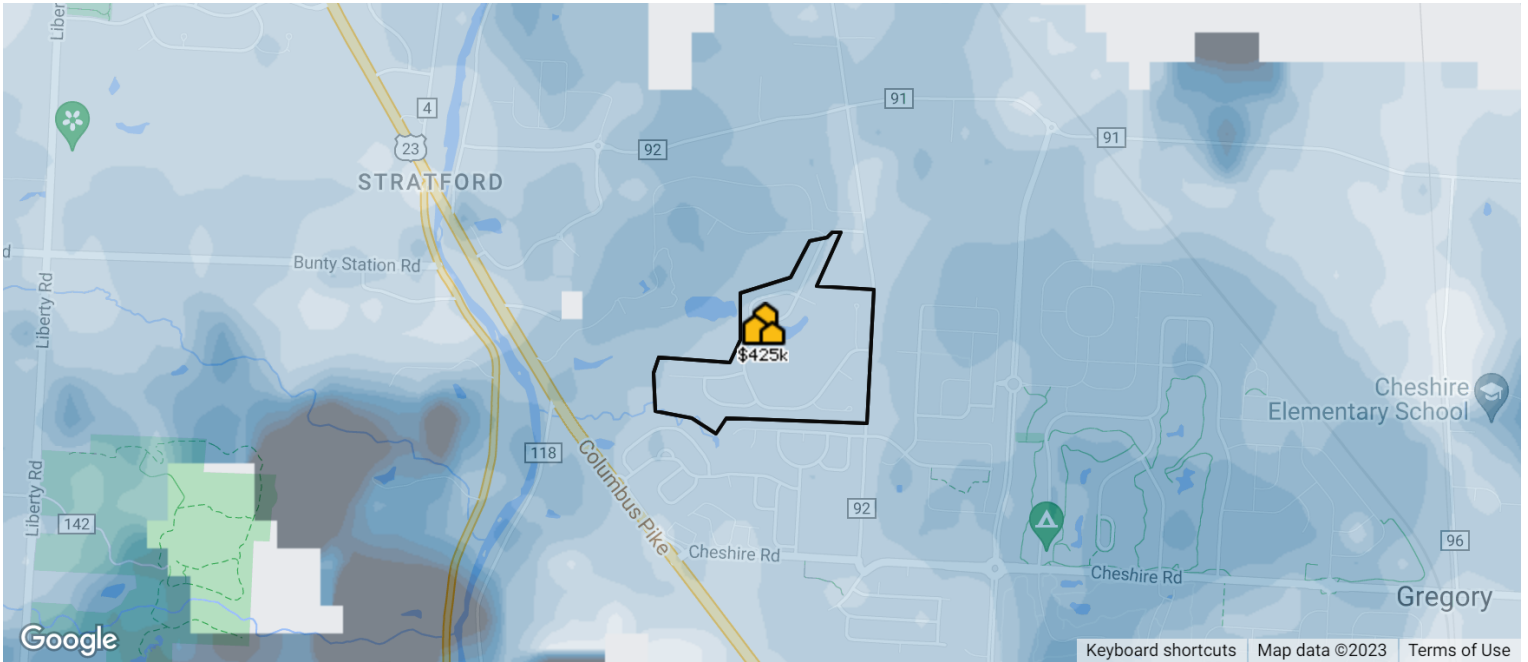
Main: nschivley@gmail.com
Agent: <https://nathansellsolumbus.com> |
Office: <https://century21.com>

CENTURY 21 Excellence Realty

355 E Campus View Boulevard Suite 200
Columbus, OH 43235

Dornoch Estates in Delaware County, OH

Market Snapshot: Estimated Home Values



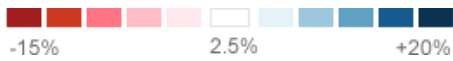
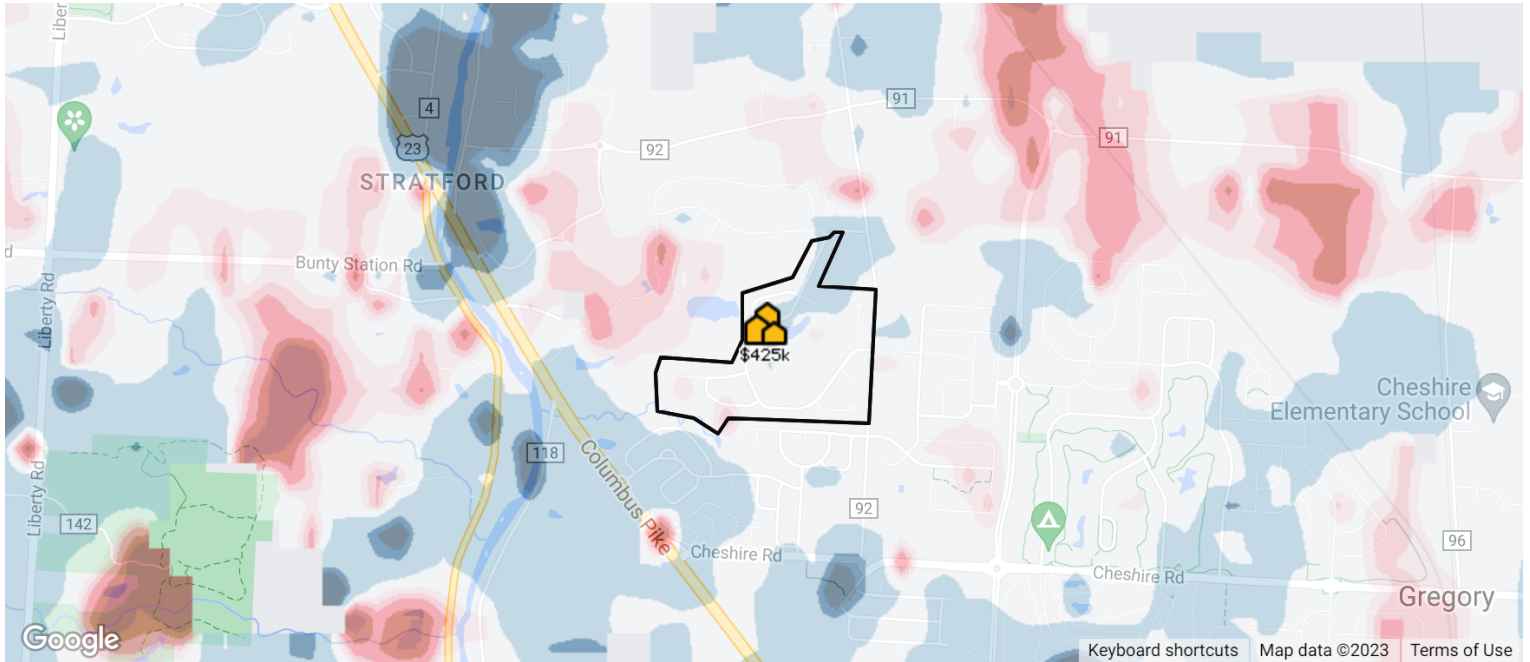
This map layer shows the average estimated home values, based on the AVMs and RVMs® for properties in an area. Source(s): Public records and MLS data where licensed.

<p>Median Est. Home Value</p> <p>\$425K</p> <p>Updated: 3/31/2023</p>	<p>Change Over Last Month</p> <p>↑ 0.58%</p>	<p>Change Over Last 3 Months</p> <p>↓ 0.51%</p>	<p>Change Over Last 12 Months</p> <p>↑ 5.51%</p>	<p>Change Over Last 24 Months</p> <p>↑ 24.22%</p>
---	---	--	---	--

About this Data: Estimated home values are generated by a valuation model and are not formal appraisals. Valuations are based on public records and MLS data where licensed. The metrics shown here reflect **All Residential Properties** data.

Dornoch Estates in Delaware County, OH

Market Snapshot: 12-Month Change in Estimated Value



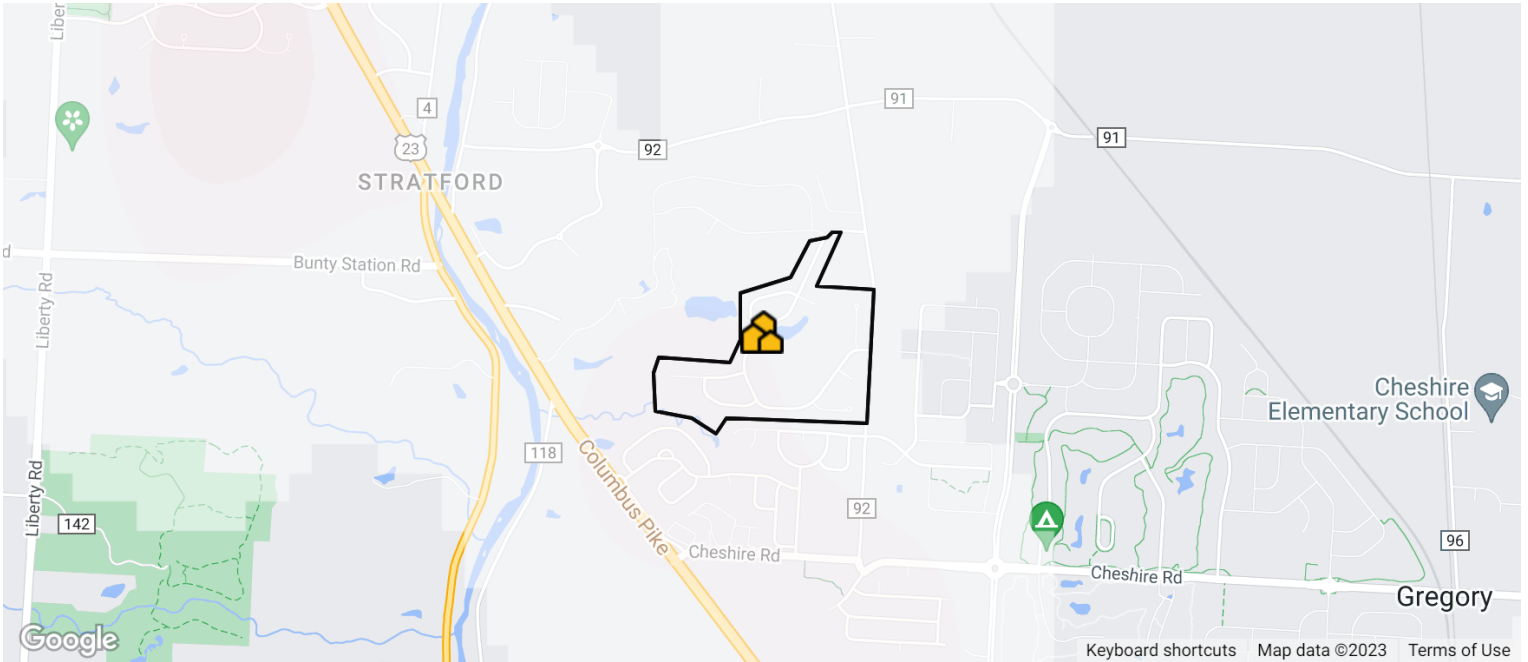
This map layer shows the change in estimated home values over the past 12 months, based on the AVMs and RVMs® for properties in an area. Source(s): Public records and MLS data where licensed.

<p>Median Est. Home Value</p> <p>\$425K</p> <p>Updated: 3/31/2023</p>	<p>Change Over Last 12 Months</p> <p>↑ 5.51%</p>	<p>Change Over Last 24 Months</p> <p>↑ 24.22%</p>	<p>Change Over Last 36 Months</p> <p>↑ 38.05%</p>
---	---	--	--

*About this Data: Estimated home values are generated by a valuation model and are not formal appraisals. Valuations are based on public records and MLS data where licensed. The metrics shown here reflect **All Residential Properties** data.*

Dornoch Estates in Delaware County, OH

Market Snapshot: Concentration of Distressed Properties



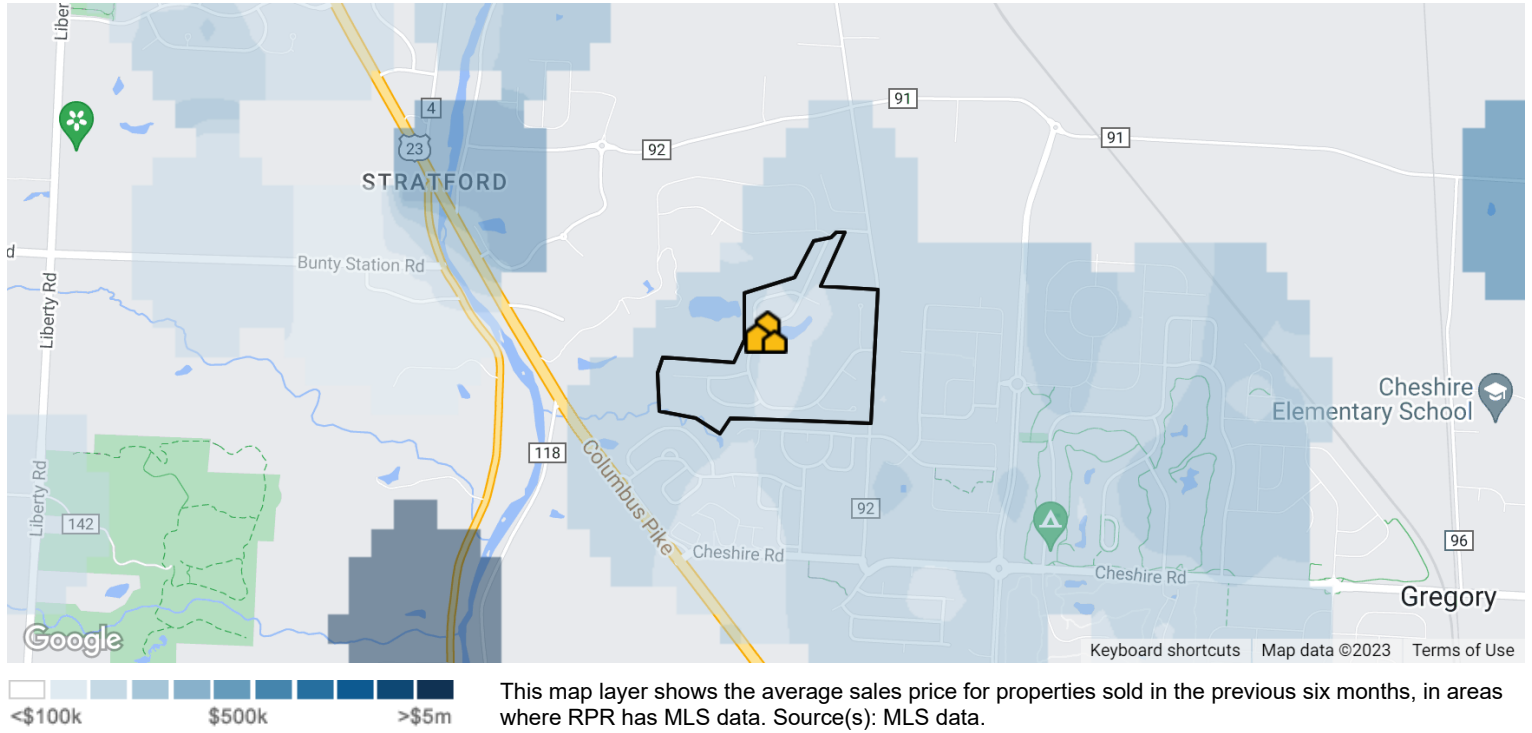
This map layer shows the concentration of distressed properties, in areas where RPR has MLS data. Source(s): MLS data.

Total # of Distressed Properties 0 Updated: 4/11/2023	# of Pre-Foreclosures 0	# of Foreclosures 0	# of Foreclosed 0
---	--	--------------------------------------	------------------------------------

About this data: The metrics displayed here reflect distressed property counts (listings and public records) for **All Residential Properties** as of 4/11/2023.

Dornoch Estates in Delaware County, OH

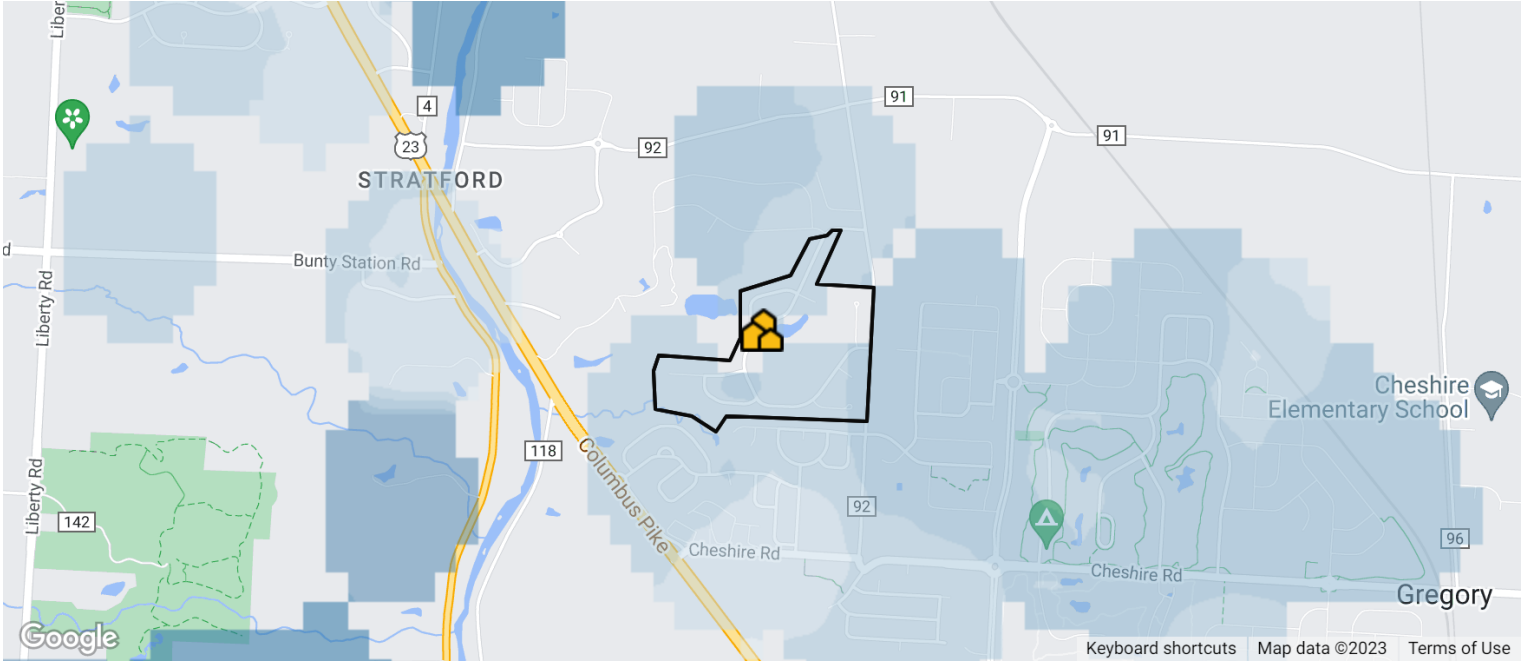
Market Snapshot: Sales Price



About this data: The Metrics displayed here reflect median sales price for **All Residential Properties** using **MLS listing** data.

Dornoch Estates in Delaware County, OH

Market Snapshot: List Price



This map layer shows the average listing price for properties in the previous six months, in areas where RPR has MLS data. Source(s): MLS data.

About this data: The Metrics displayed here reflect median list price for **All Residential Properties** using **MLS listing** data.

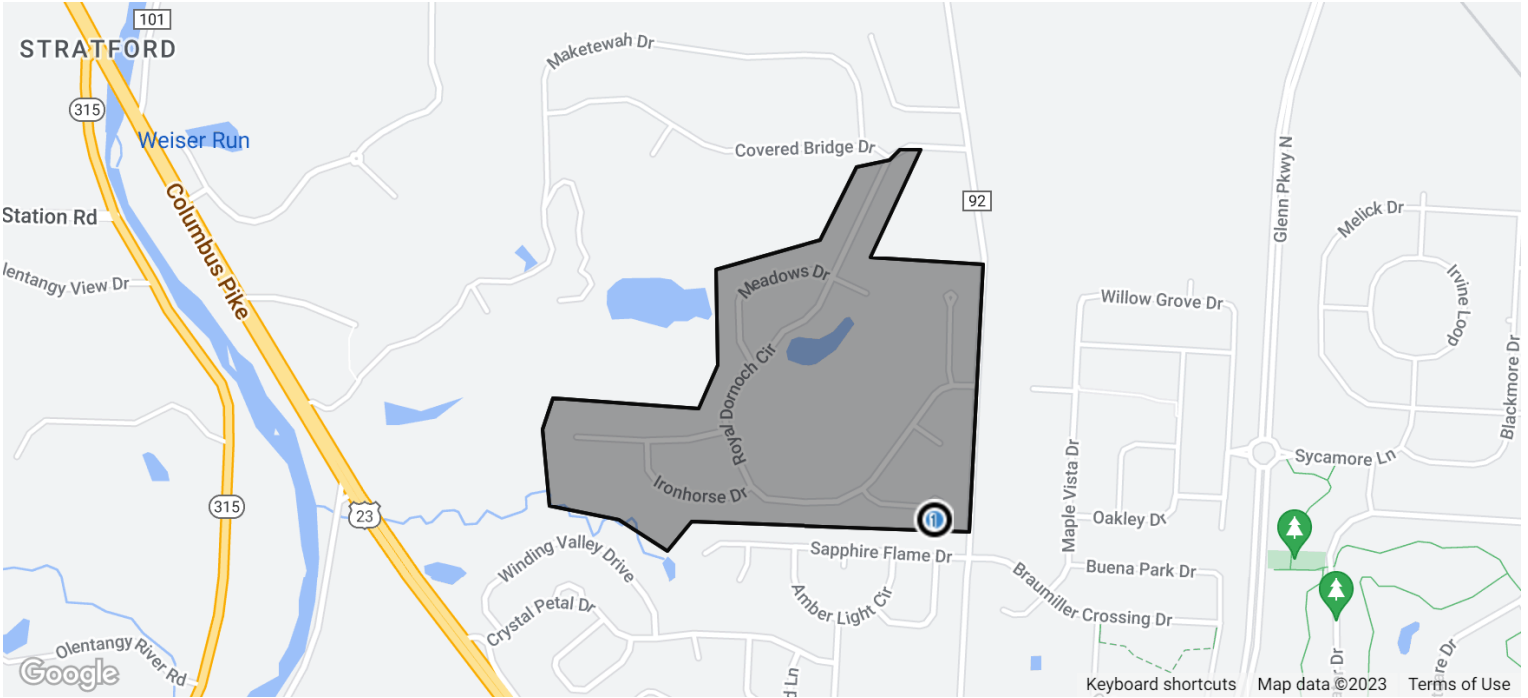
Market Activity Summary Stats



Search Criteria | **Location:** Dornoch Estates in Delaware County, OH; **Date:** Changes in the Last 6 Months; **Transaction Types:** For Sale, For Lease; **Change Types:** New Listings, Pending, Distressed; **Property Types:** Single Family, Condo/Townhouse/Apt., CoOp; **Maximum Properties per Change Type:** 10; **Sort Order:** Price

New New Listings	
Number of Properties	1
Low Price / Value	\$449,900
Median Price / Value	\$449,900
High Price / Value	\$449,900
Average Price / Sq. Ft.	\$227
Median Price / Sq. Ft.	\$227
Average Days in RPR	26
Median Days in RPR	26
Total Volume	\$449,900

Dornoch Estates in Delaware County, OH



New Listings: 1

	Prop Type	Bed /Ba	Living Area (sq ft)	Lot Size (sq ft)	Year Built	List Date	List / Lease Price	Price per sq. ft.
--	-----------	---------	---------------------	------------------	------------	-----------	--------------------	-------------------



1 ● **Active Under Contract** • Contingent as of 3/27/2023 *MLS ID: 223006937*

734 Stonewater Ct Single Family 6/4 1,986 10,454 1999 3/16/2023 \$449,900 \$227

WELCOME HOME to this RARE 5/6 bedroom on a CULDASAC in beautiful GC community of DORNOCH ESTATES! Nearly 3000sqft w/ lovely, OPEN floorplan. SPACIOUS kitchen w/Island + SS appliances. FR features B/I bookcases flanking cozy WFPF. XL primary w/vaulted ceiling; en suite w/NEW shower door/fixtures + WI closet. 3 more GREAT sized BR + full bath up. LL is a WOW w/entertainment area; 2 more BR w/egress + cool SECRET door passageway + 3rd FULL bath! GORGEOUS yard is ready for spring w/firepit; swingset; pond + freshly painted deck. BRAND NEW carpet + fresh interior paint ('23). Nestled between Powell, Lewis Center and DT Delaware in COVETED OLENTANGY SD and located in Liberty Townshio so NO city taxes!! Minutes to shopping, dining, parks, DC Golf Club, Perkins Observatory + Alum Creek. A GEM.

Listing Courtesy of RE/MAX Partners

About RPR (Realtors Property Resource)

- Realtors Property Resource® is a wholly owned subsidiary of the National Association REALTORS®.
- RPR offers comprehensive data – including a nationwide database of 164 million properties – as well as powerful analytics and dynamic reports exclusively for members of the NAR.
- RPR's focus is giving residential and commercial real estate practitioners, brokers, and MLS and Association staff the tools they need to serve their clients.
- This report has been provided to you by a member of the NAR.



About RPR's Data

RPR generates and compiles real estate and other data from a vast array of sources. The data contained in your report includes some or all of the following:

- **Listing data** from our partner MLSs and CIEs, and related calculations, like estimated value for a property or median sales price for a local market.
- **Public records data** including tax, assessment, and deed information. Foreclosure and distressed data from public records.
- **Market conditions and forecasts** based on listing and public records data.
- **Census and employment data** from the U.S. Census and the U.S. Bureau of Labor Statistics.
- **Demographics and trends data** from Esri. The data in commercial and economic reports includes Tapestry Segmentation, which classifies U.S. residential neighborhoods into unique market segments based on socioeconomic and demographic characteristics.
- **Business data** including consumer expenditures, commercial market potential, retail marketplace, SIC and NAICS business information, and banking potential data from Esri.
- **School data and reviews** from Niche.
- **Specialty data sets** such as walkability scores, traffic counts and flood zones.



Update Frequency

- Listings and public records data are updated on a continuous basis.
- Charts and statistics calculated from listing and public records data are refreshed monthly.
- Other data sets range from daily to annual updates.

Learn more

For more information about RPR, please visit RPR's public website: <https://blog.narrpr.com>



©2023 Century 21 Real Estate LLC. All rights reserved. CENTURY 21®, the CENTURY 21 Logo and C21® are registered service marks owned by Century 21 Real Estate LLC. Century 21 Real Estate LLC fully supports the principles of the Fair Housing Act and the Equal Opportunity Act. Each office is independently owned and operated. The programs described herein are available through participating offices and do not require the listing or purchase of real estate through a franchised office as a condition of participation. This promotion is void where prohibited. A consumer purchase of a product or service may result in the seller or service provider paying a fee or commission to the affiliated sales associate or broker who obtained the sale. All products and services are provided by the applicable service provider described herein. Neither Century 21 Real Estate LLC nor any of its respective franchisees or affiliated companies is providing any product or service in connection with the product or service described herein. Not all products and services are available in all states. Century 21 Real Estate LLC and its affiliates may receive compensation or other benefits, including goods and services, provided in connection with this promotion. Each affiliated sales associate and broker is responsible for complying with any consumer disclosure laws or regulations arising from participation in this program.